


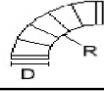
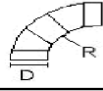
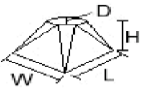

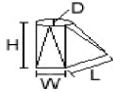


◆ 加工介紹

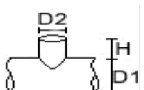
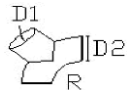
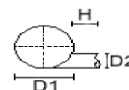
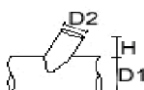
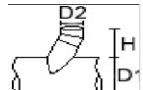
◇ 肘管

45度肘管-分3節	45度肘管-分4節	90度肘管-分4節	90度肘管-分5節	90度肘管-分5節1
				

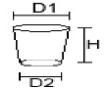
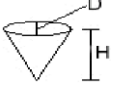

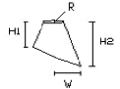
◇ 四角轉圓

四角轉圓 (正心)	四角轉圓 (正心-圓大方小)	四角轉圓 (偏心)
		

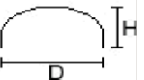
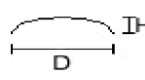
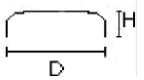
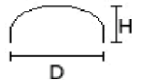
◇ 斜叉

正叉	肘管+斜叉	偏斜叉	斜叉	斜叉再接直叉
				


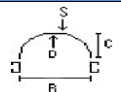
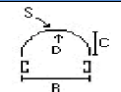
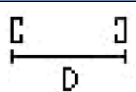
◇ 漏斗

正心漏斗	尖漏斗-斗笠型	偏心漏斗	斜漏斗
			

◇ 端板

二分之一端板	淺端板	輕端板	標準型端板
			

◇ 輕型鋼輪工

輕型鋼輪工 (內平)	輕型鋼輪工 (半圓形內平)	輕型鋼輪工 (半圓形外平)	輕型鋼輪工 (外平)
			

◇ 彈簧型

角.圓.平鐵輪工 (彈簧型-左手)	角.圓.平鐵輪工 (彈簧型-右手)
	

◇ 槽鐵輪工

槽鐵輪工 (0.25圓)	槽鐵輪工 (半圓形內平)	槽鐵輪工 (半圓形外平)	槽鐵輪工 (全圓形內平)	槽鐵輪工 (全圓形外平)	槽鐵輪工2 (0.25圓)

◇ H-輪工

H-輪工(平)	H-輪工(平)1	H-輪工(平)2	H-輪工(平)3	H-輪工(直立)

◇ 平鐵輪工

平鐵輪工-管夾型	平鐵輪法蘭型	平鐵輪法蘭型-1	平鐵輪法蘭型-2	管束-平鐵	管束-平鐵2孔

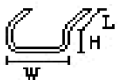
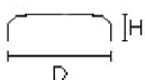
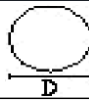
◇ 角鐵輪工

角鐵輪工-內平	角鐵輪工-(半圓形內平)	角鐵輪工-(半圓形外平)	角鐵輪工-外平

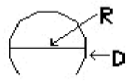


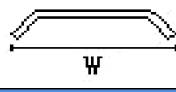

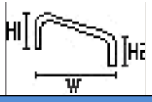
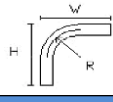
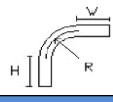


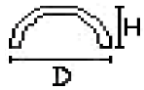

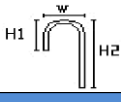
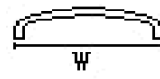

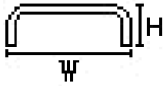

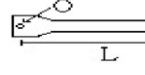
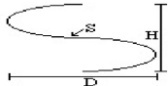
◇ 鐵板輪工

怪手斗	橢圓	鐵板折槽鐵型+ 輪工(半圓型內平)	鐵板折槽鐵型+ 輪工(半圓型外平)	鐵板輪R
鐵板輪工(S型)	鐵板輪工(八字)	鐵板輪工(下R直桶)	鐵板輪工(下直半圓)	鐵板輪工(下直半圓)1
鐵板輪工(半圓)	鐵板輪工 (半圓大小頭)	鐵板輪工 (半圓外折)	鐵板輪工 (半圓外折壓平)	鐵板輪工 (直桶)
鐵板輪工(直桶-開口)	鐵板輪工(斜口)	鐵板輪工(圓R)	鐵板輪工4分之1圓	鐵板輪工4分之1圓1
鐵管.板輪工(門字型)	鐵板輪工(弧形)	鐵板輪工-樓梯外板		

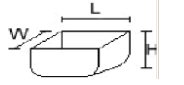
◇ 九條彎工

九條彎工-爬梯型	九條彎工	九條彎工-全圓
		


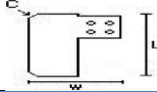
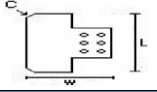
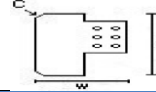
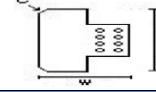

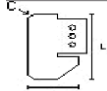

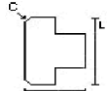

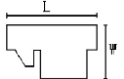
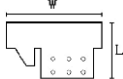
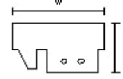
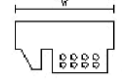
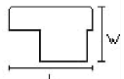
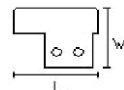
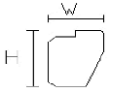
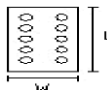

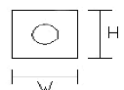









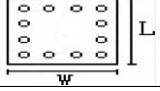
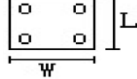

◇ 彎管

輪管-6M整支輪	彎管-推車把手	彎管	彎管1	彎管2
				
彎管-2彎	彎管3	彎管4	彎管-90度	彎管-牛角型
				
彎管-半圓	彎管-全圓	彎管-爬梯	彎管-採光單凸	彎管-採光單凸窗
				
彎管-採光單平	圓管壓工-90度	圓管壓工	圓管-樓梯扶手	
				

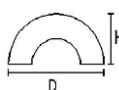

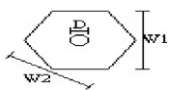
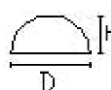
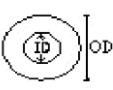

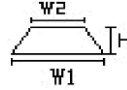
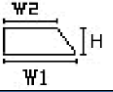
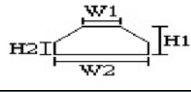

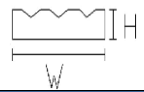
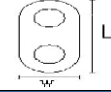



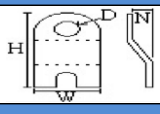
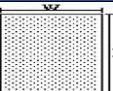

◇ 水泥斗

水泥斗


◇ 接合板

接合板	接合板+4孔	接合板+6孔	接合板+6孔1	接合板+8孔
				
接合板+沖孔	接合板+沖孔1	接合板0	接合板1	接合板2
				
接合板3	接合板3+沖孔	接合板4	接合板5	接合板6
				
接合板6+沖孔	接合板7	鐵板切工+沖10孔	鐵板切工+沖1孔	鐵板切工+沖1孔1
				
鐵板切工+沖2孔	鐵板切工+沖2孔1	鐵板切工+沖3孔	鐵板切工+沖4孔	鐵板切工+沖4孔1
				
鐵板切工+沖5孔	鐵板切工+沖6孔	鐵板切工+沖8孔	鐵板切工+沖8孔1	鐵板切工+12孔
				
鐵板切工+長圓孔	鐵板切工-預埋板			
				

◇ 鐵板切工

耳朵	耳朵1	鐵板切工	鐵板切工-三角形	鐵板切工-大扇形
				
鐵板切工-內R形	鐵板切工-內R形1	鐵板切工-六角形	鐵板切工-六角形1	鐵板切工-半圓形
				
鐵板切工-外方內圓孔型	鐵板切工-正方切角	鐵板切工-法蘭型	鐵板切工-扇型	鐵板切工-梯型
				
鐵板切工-梯型1	鐵板切工-梯型2	鐵板切工-圓型	鐵板切工-鋸齒狀	鐵板切工-雙孔橢圓型
				
鐵板切工-雙半圓形	鐵板切工-雙橢圓形	鐵板切工-彎刀型	鐵板切工-彎刀型1	鐵板切法蘭型+沖孔
				
鐵板切法蘭型+沖孔1	鐵板切圓+沖孔	鐵板切工-方孔形	鐵板切工-方形法蘭	鐵板切工-方形封板
				
鐵板切工-長吊耳	鐵板切工-門型	鐵板切工-等份法蘭型	鐵板切工-等份法蘭	鐵板切工-網孔
				
鐵板切工-網孔錯孔	鐵板切工-樓梯板	鐵板切工-樓梯板1		
				

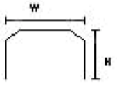
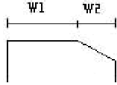
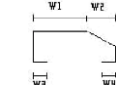
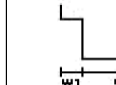
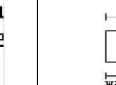

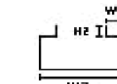
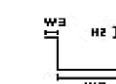
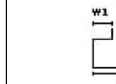

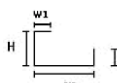

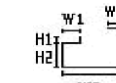
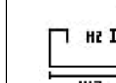
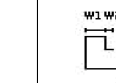
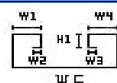
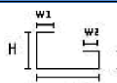
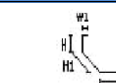
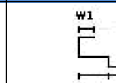
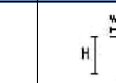

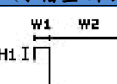
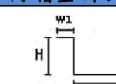






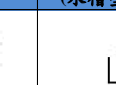
◇ 鐵板壓工

鐵板折工- (N字型-斜兩刀)	鐵板折工- (N字型-斜兩刀)1	鐵板折工- (U字型-斜1邊兩刀)	鐵板折工- (U字型+輪工)	鐵板折工- (四角漏斗封板1刀)
鐵板折工- (四角漏斗封板2刀)	鐵板折工- (四角漏斗封板3刀)	鐵板折工- (外折2刀)+輪工U字型	鐵板折工- (外折4刀)+輪工U字型	鐵板折工- (平板雙邊內折壓平4刀)
鐵板折工 (角鐵型)-90度	鐵板折工 (角鐵型-鈍角)	鐵板折工 (角鐵型-銳角)	鐵板折工 (封板N字型2刀)	鐵板折工 (風管型3刀)
鐵板折工 (風管型4刀)	鐵板折工- (風管型-抽風機)	鐵板折工 (漏斗型)	鐵板折工 (樓梯-N字型)	鐵板折工 (樓梯3刀)
鐵板折工 (樓梯4刀)	鐵板折工 (樓梯5刀)	鐵板折工- (樓梯斜N字型)	鐵板折工 (樓梯斜一邊N字型)	鐵板折工+輪工
鐵板折工+輪工U型	鐵板折工-2刀	鐵板折工-3刀	鐵板折工-3刀2	鐵板折工-3刀3
鐵板折工- (風管型-內外折11刀)	鐵板折槽鐵型+輪工 (半圓形內平)	鐵板折槽鐵型+輪工 (半圓形外平)	鐵板折工 (側壁4刀)	

◇ 鐵板壓工-盤型

鐵板折工- (內折盤型-12刀)	鐵板折工- (內折盤型-8刀)	鐵板折工- (外折盤型-5刀)	鐵板折工- (外折盤型-6刀)	鐵板折工- (外折盤型-8刀)
鐵板折工- (外折壓平盤型-12刀)	鐵板折工-(盤型-2刀)	鐵板折工- (盤型-2上2下)	鐵板折工-(盤型-3刀)	鐵板折工- (盤型-3上1下)
鐵板折工 (盤型-4刀)	鐵板折工 (盤型-內折10刀)	鐵板折工 (盤型-內折12刀)	鐵板折工 (盤型-內折6刀)	鐵板折工 (盤型-內折8刀)

◇ 鐵板壓工-水槽型

鐵板折工- (下斜水槽4刀)	鐵板折工- (水槽內折斜一邊3刀)	鐵板折工- (水槽內折斜一邊5刀)	鐵板折工- (水槽外折上6刀)	鐵板折工- (水槽底凹一邊6刀)
				
鐵板折工 (水槽型2刀)	鐵板折工- (水槽型-上凸型6刀)	鐵板折工- (水槽型-上凸型7刀)	鐵板折工- (水槽型-內上6刀)	鐵板折工- (水槽型-內外折4刀)
				
鐵板折工- (水槽型-內折3刀)	鐵板折工- (水槽型-內折4刀)	鐵板折工- (水槽型-內折5刀)	鐵板折工- (水槽型-內折6刀)	鐵板折工- (水槽型-內折8刀)
				
鐵板折工- (水槽型-內折8刀)1	鐵板折工- (水槽型-內折高低4刀)	鐵板折工- (水槽型-內折斜6刀)	鐵板折工- (水槽型-凸型8刀)	鐵板折工- (水槽型-外折3刀)
				
鐵板折工- (水槽型-外折4刀)	鐵板折工- (水槽型-外折6刀)	鐵板折工- (水槽型-外折高低4刀)	鐵板折工- (水槽型-外斜3刀)	鐵板折工- (水槽型-外斜4刀)
				
鐵板折工- (水槽型-外斜5刀)	鐵板折工- (水槽型-特殊11刀)	鐵板折工- (水槽型-特殊9刀)	鐵板折工- (水槽型-斜2刀)	鐵板折工- (水槽型-單邊內折4刀)
				
鐵板折工- (水槽型-外折斜水槽4刀)	鐵板折工- (不等邊水槽)	鐵板折工- (水槽高低邊)		
